


Van Zandt County
Monthly Financial & Investment Report
Month Ending November 30, 2021

TO BE RECORDED IN THE JANUARY 5, 2022 MINUTES

OF THE COMMISSIONERS' COURT

BY VAN ZANDT COUNTY CLERK.


SUBMITTED THIS THE 3rd DAY OF JANUARY 2022




Kenny Edwards, Treasurer

The Van Zandt County Commissioners' Court, having reviewed the Treasurer's Report as presented, having taken reasonable steps to ensure its accuracy, and based upon presentations of the Treasurer's Office, does hereby approve the Report, subject to the independent auditor's review and does further order that it be filed with the official minutes of this meeting. {LGC 114.026(c)}

In addition, the below signatures affirm that the Treasurers' Report complies with statutes as referenced. {LGC 114.026(d)}S



Don Kirkpatrick, Van Zandt County Judge




Chad LaPrade

Commissioner Precinct #1




Keith Pearson

Commissioner Precinct #3



Virgil Melton, Jr.

Commissioner Precinct #2



Tim West

Commissioner Precinct #4


Van Zandt County
Monthly Financial & Investment Report
Month Ending November 30, 2021

TO BE RECORDED IN THE JANUARY 5, 2022 MINUTES

OF THE COMMISSIONERS' COURT

BY VAN ZANDT COUNTY CLERK.

SUBMITTED THIS THE 3rd DAY OF JANUARY 2022



Kenny Edwards, Treasurer

The Van Zandt County Commissioners' Court, having reviewed the Treasurer's Report as presented, having taken reasonable steps to ensure its accuracy, and based upon presentations of the Treasurer's Office, does hereby approve the Report, subject to the independent auditor's review and does further order that it be filed with the official minutes of this meeting. {LGC 114.026(c)}

In addition, the below signatures affirm that the Treasurers' Report complies with statutes as referenced. {LGC 114.026(d)}S

Don Kirkpatrick, Van Zandt County Judge

Chad LaPrade
Commissioner Precinct #1

Keith Pearson
Commissioner Precinct #3

Virgil Melton, Jr.
Commissioner Precinct #2

Tim West
Commissioner Precinct #4

FUND NAME	CHECKING ACCOUNT	CHECKING AMOUNT	TDOA ACCOUNT	TDOA AMOUNT	FUND TOTAL
2022 010 GENERAL FUND	FIN CLEAR AMERICAN CITY JURY	14,114.90-	TDOA MBIA	898,883.26	
		3,411.00		6,534,015.10	7,422,194.46
2022 012 RESERVE FUNDS	FIN CLEAR		TDOA MBIA		
2022 015 SHERIFF CHAPTER 59 FORFEITURE	FIN CLEAR AMERICAN	3,393.92	TDOA MBIA	21,364.01	24,757.93
2022 016 DA FORFEITURE FUND	FIN CLEAR		TDOA MBIA		
	ESCRROW #1	2,463.04			
	ESCRROW #2	9,732.27			
	ESCRROW #3	6,004.04			
	ESCRROW #4	16,381.23			
	ESCRROW #5	99,962.04			
	ESCRROW #6	2,000.25			
	ESCRROW #7	934.10			
	ESCRROW #8	1,052.06			
	ESCRROW #9	29,069.80			
	ESCRROW #10	5,590.31			
	ESCRROW #11				
	ESCRROW #12				
	ESCRROW #13				
	ESCRROW #14				
	ESCRROW #15				
	ESCRROW #16				
	ESCRROW #17	6,483.12			
	ESCRROW #18				
	ESCRROW #19				
	ESCRROW #20				
	ESCRROW #21				
	ESCRROW #22				
	ESCRROW #23				
	ESCRROW #24				
	ESCRROW #25				
	ESCRROW #26				
	ESCRROW #27				
	ESCRROW #28				
	ESCRROW #29				
	ESCRROW #30				
	ESCRROW #31				
	ESCRROW #32				
	ESCRROW #33				
	ESCRROW #34				
	ESCRROW #35				
	ESCRROW #36				
	ESCRROW #37				
	ESCRROW #38				
	ESCRROW #39				
	ESCRROW #40				
	ESCRROW #41				
	ESCRROW #42				
	ESCRROW #43				
	ESCRROW #44				
	ESCRROW #45				
		2,928.69			

FUND NAME	CHECKING ACCOUNT	CHECKING AMOUNT	TDOA ACCOUNT	TDOA AMOUNT	FUND TOTAL	
2022 017 BUILDING SECURITY FUND	FIN CLEAR	7,913.45	TDOA MBIA	20,021.33	183,241.93	
	ESCROW #46					
	ESCROW #47					
	ESCROW #48					
	ESCROW #49					
	ESCROW #50					
	ESCROW #51					
	ESCROW #52					
	ESCROW #53					
	ESCROW #54					
	ESCROW #55					
	ESCROW #56					
	ESCROW #57					
	ESCROW #58					
	ESCROW #59					
2022 018 JUSTICE COURT BLDG SECURITY FUND	FIN CLEAR	3,286.82	TDOA	9,414.66	12,701.48	
	ESCROW #13					
	ESCROW #14					
	ESCROW #15					
	ESCROW #16					
	ESCROW #45					
	2022 021 ROAD & BRIDGE - PCT. 1	FIN CLEAR	61,201.51	TDOA	42,643.89	
		ESCROW #60				
		ESCROW #61				
		ESCROW #62				
		ESCROW #63				
		ESCROW #64				
		ESCROW #65				
		ESCROW #66				
		ESCROW #67				
ESCROW #68						
ESCROW #69						
ESCROW #70						
ESCROW #71						
ESCROW #72						
ESCROW #73						
ESCROW #74						
ESCROW #75						
ESCROW #76						
ESCROW #77						
ESCROW #78						
ESCROW #79						
ESCROW #80						
ESCROW #81						
ESCROW #82						
ESCROW #83						
ESCROW #84						
ESCROW #85						
ESCROW #86						
ESCROW #87						
ESCROW #88						

FUND NAME	CHECKING ACCOUNT	CHECKING AMOUNT	TDOA ACCOUNT	TDOA AMOUNT	FUND TOTAL
2022 022 ROAD & BRIDGE - PCT. 2	FIN CLEAR	56,923.43	TDOA MBIA	455,408.11	559,253.51
2022 023 ROAD & BRIDGE - PCT. 3	FIN CLEAR	56,671.28	TDOA MBIA	451,657.43	886,722.71
2022 024 ROAD & BRIDGE - PCT. 4	FIN CLEAR	71,095.15	TDOA MBIA	63,392.88	825,520.34
2022 026 ROAD & BRIDGE - GEN	FIN CLEAR	5,321.41	TDOA MBIA	705,456.18	825,520.34
2022 035 VICTIM COORDINATOR GRANT	FIN CLEAR	9,347.36-	TDOA MBIA	50,922.85	677,462.17
2022 036 DA FORFEITURE FUND II	FIN CLEAR	1,173.87	TDOA MBIA	555,444.17	677,462.17
2022 037 CONSTABLE PCT #4 SEIZURE	FIN CLEAR	819.89	TDOA MBIA	1,021.92	6,343.33
2022 040 COUNTY LAW LIBRARY FUND	FIN CLEAR	5,028.91	TDOA MBIA	72,240.31	9,347.36-
2022 042 COUNTY FREE LIBRARY	FIN CLEAR	36,234.46	TDOA MBIA	3,885.33	73,414.18
2022 047 DIGITIZE RECORDS	FIN CLEAR	8,460.51	TDOA MBIA	74,758.83	79,787.74
2022 048 SUPPLEMENTAL GUARDIANSHIP	FIN CLEAR	5,948.22	TDOA MBIA	112,990.78	36,234.46
2022 049 COUNTY CHILD ABUSE PREVENTION	FIN CLEAR	2,798.63	TDOA MBIA	34,474.33	121,451.29
2022 050 COURT RELATED PROGRAMS	FIN CLEAR	3,215.42	TDOA MBIA	8,287.47	40,422.55
2022 052 COUNTY & DISTRICT TECH FUND	FIN CLEAR	3,369.91	TDOA MBIA	8,000.69	11,086.10
2022 053 CAPITALCREDITSECONOMICDEVELOP	FIN CLEAR	125.33	TDOA MBIA	4,992.11	11,216.11
2022 054 DISTRICT CLERK TECHNOLOGY	FIN CLEAR	1,461.24	TDOA MBIA	321,687.89	8,362.02
2022 055 CHAPTER 19	FIN CLEAR	4,534.59	TDOA MBIA	35,023.80	356,837.02
2022 056 COUNTY RECORDS FUND	FIN CLEAR	1,689.03	TDOA MBIA	23,051.81	24,513.05
2022 057 COUNTY CLERK RECORDS FUND	FIN CLEAR	1,689.03	TDOA MBIA	155,163.41	159,698.00
				369,034.49	370,723.52

DATE 12/22/2021 TIME 08:11

COMBINED STATEMENT OF CASH POSITION FOR NOVEMBER

GELL102 PAGE 4

FUND NAME	CHECKING ACCOUNT	CHECKING AMOUNT	TDOA ACCOUNT	TDOA AMOUNT	FUND TOTAL
2022 058 DISTRICT CLERK RECORDS FUND	FIN CLEAR	8,360.90	TDOA	9,437.65	17,798.55
2022 059 COUNTY CLERK ARCHIVE	FIN CLEAR	3,058.65	TDOA	635,958.41	639,017.06
2022 070 PERMANENT IMPROVEMENT FUND	FIN CLEAR		TDOA		
2022 075 RIGHT-OF-WAY FUND	FIN CLEAR		TDOA		
2022 084 TAX ANTICIPATION NOTES	FIN CLEAR		TDOA		
2022 085 DEBT SERVICE FUND	DEBT CL	63,259.91	TDOA	636,536.55	699,796.60
2022 087 VZC INDIGENT HEALTH PROGRAM	FIN CLEAR	23,331.41	TDOA	114,192.06	137,523.47
2022 088 SOIL CONSERVATION DIST FUND	FIN CLEAR	5,967.19	TDOA	64,388.64	70,355.83
2022 090 APPELLATE JUSTICE SYSTEM	FUNFIN CLEAR	905.35	TDOA		905.35
2022 095 PAYROLL CLEARING ACCOUNT.	PAYCLEAR	194,039.82	MEIA		194,039.82
2022 096 GEN FIXED ASSETS ACCOUNT GRP			MEIA		
2022 097 LONG TERM DEBT GROUP			MEIA		
2022 131 VAN ZANDT COUNTY JAIL	FIN CLEAR	16,065.58	TDOA	331,012.68	347,078.26
2022 132 VAN ZANDT COUNTY SHERIFF DEPT	FIN CLEAR	6,544.53	TDOA	382,000.00	388,544.53
2022 145 SOLID WASTE GRANT	FIN CLEAR		MEIA		
2022 147 2020 HAVA CARES ACT	FIN CLEAR	1,846.74	TDOA	15,036.56	16,883.30
2022 400 FRUITVALE 2021 TXCDBG	722048WATER		MEIA		
2022 401 BENMHERIEMSC	71348911131115				
2022 402 LITTLEHOPEMOOREMSC	7130260813				
2022 540 PRETRIAL SUPERVISION	FIN CLEAR	847.79	TDOA	124,665.99	125,513.78
2022 541 COMMUNITY SUP & CORRECTIONS	FIN CLEAR	4,925.39-	TDOA	249,677.79	244,752.40
2022 542 ADULT PROBATION CIVIL	FIN CLEAR	7,379.42	TDOA	51,167.72	370,071.03
			MEIA	311,523.89	

FUND NAME	CHECKING ACCOUNT	CHECKING AMOUNT	TDOA ACCOUNT	TDOA AMOUNT	FUND TOTAL
2022 543 HIGH RISK SUBSTANCE ABUSE -CFIN CLEAR	FIN CLEAR	699.89	TDOA MBIA		699.89
2022 544 HIGH RISK SEX OFFENDER -CCP FIN CLEAR	FIN CLEAR	2,520.14	TDOA		2,520.14
2022 545 GRANT C COMMIT REDUCTION PROFIN CLEAR	FIN CLEAR	.63	TDOA MBIA	220,000.00	.63
2022 546 JUVENILE PROBATION FUND	FIN CLEAR	23,607.95	MBIA	120,000.00	363,607.95
2022 547 VZCJPD STATE AID GRANT A	FIN CLEAR	55,515.08	TDOA MBIA		55,515.08
2022 549 VZCJPD - GRANT N	FIN CLEAR	4,479.81	TDOA MBIA		4,479.81
2022 550 D A SUPPLEMENTAL FUND	FIN CLEAR	7,087.04-	TDOA MBIA		7,087.04-
2022 551 VOICES - JUV CJD GRANT	FIN CLEAR		TDOA		
2022 552 EPCOG RESIDENTIAL	FIN CLEAR	961.00-			961.00-
2022 555 JUVENILE PROBATION INTEREST FIN CLEAR	FIN CLEAR	103.84	TDOA MBIA	24,042.35	24,229.03
2022 556 REGIONAL SERVICE ENHANCEMENTFIN CLEAR	FIN CLEAR	17,899.52	MBIA	82.84	17,899.52
2022 558 GRANT S	FIN CLEAR	44,065.32			44,065.32
2022 559 MENTAL IMPAIRMENT CASELOAD	FIN CLEAR	598.38	TDOA MBIA		598.38
2022 565 INDIGENT DEFENSE GRANT	FIN CLEAR	7,713.40	TDOA	38,142.64	45,856.04
2022 567 FIRE MARSHAL	FIN CLEAR	4,240.91	TDOA MBIA	197,802.37	312,118.58
2022 568 TECHNOLOGY RESOURCES	FIN CLEAR	1.07	MBIA	110,075.30	1.07
2022 569 HAVA ELECTION GRANT	FIN CLEAR	5,304.60	TDOA	15,216.24	20,520.84
2022 570 GOLDEN WATER SUPPLY CORP	FIN CLEAR				
2022 580 D.A. CHECK COLLECTION FUND	FIN CLEAR	32.40	TDOA MBIA	9,681.27	9,713.67
2022 591 CONSTABLE #1 TIBOSE FUND	FIN CLEAR	2,425.54	MBIA	.33	2,425.87
2022 592 CONSTABLE #2 TIBOSE FUND	FIN CLEAR	2,692.48	MBIA		2,692.48
2022 593 CONSTABLE #3 TIBOSE FUND	FIN CLEAR	1,359.92	MBIA		1,359.92
2022 594 CONSTABLE #4 TIBOSE FUND	FIN CLEAR	37.71	TDOA MBIA	4,905.51	4,943.22

FUND NAME	CHECKING ACCOUNT	CHECKING AMOUNT	TDOA ACCOUNT	TDOA AMOUNT	FUND TOTAL
2022 595 SHERIFF TLEOSE FUND	FIN CLEAR	3,331.99	TDOA MBIA	9,010.62	12,342.61
2022 596 DA TLEOSE FUND	FIN CLEAR	2,605.29	MBIA		2,605.29
2022 600 JUSTICE COURT TECHNOLOGY FUNDFIN CLEAR		411.88	TDOA MBIA	50,690.29	51,102.17
2022 800 CONTRIBUTION RELIEF FUND	FIN CLEAR		TDOA	16,082.93	16,082.93
2022 802 VETERAN'S MEMORIAL WALL FUNDFIN CLEAR			TDOA		
2022 803 HISTORICAL COMMISSION	FIN CLEAR	4,991.85	TDOA	5,286.28	10,278.13
2022 804 VAN TORNADO-ASSISTANCE	FIN CLEAR		TDOA		
2022 805 FEMA - DEC 2015 STORM	FIN CLEAR		TDOA		
2022 806 FEMA APRIL 2016 STORM	FIN CLEAR		TDOA		
2022 807 HAZARD MITIGATION GRANT	FIN CLEAR		TDOA		
2022 808 COURTHOUSE PLANNING GRANT	FIN CLEAR		TDOA		
2022 809 PRETRIAL INTERVENTION PROGRAMFIN CLEAR		2,467.77	TDOA	42,360.07	44,827.84
2022 810 SHERIFF JUSTICE FORFEITURE FFIN CLEAR		870.00	TDOA	25,456.09	26,326.09
2022 811 SHERIFF TREASURY FORFEITURE FIN CLEAR			TDOA		
2022 812 CONSTABLE PCT #1 FORFEITURE FIN CLEAR		500.00	TDOA		500.00
2022 813 VOICES - JUV CJD GRANT	FIN CLEAR	11,287.64-	TDOA		11,287.64-
2022 814 LOCAL TRUANCY PREVENTION & DFIN CLEAR		3,327.65	TDOA	10,000.00	13,327.65
2022 815 COVID -19	FIN CLEAR		TDOA MBIA TX CLASS		
2022 816 COUNTY INFRASTRUCTURE FUND GRANTFIN CLEAR		110,155.64-	TDOA MBIA		110,155.64-
2022 817 AMERICAN RESCUE PLAN	FIN CLEAR		TDOA MBIA TX CLASS	5,497,339.97	5,497,339.97
TOTAL		892,853.25		20,733,152.07	21,626,005.32

CHECK ACCOUNT

CHECK

ACCOUNT BALANCE - FIN CLEAR	448,900.59
ACCOUNT BALANCE - CTY JURY	3,411.00
ACCOUNT BALANCE - ESCROW #1	2,463.04
ACCOUNT BALANCE - ESCROW #2	9,732.27
ACCOUNT BALANCE - ESCROW #3	6,004.04
ACCOUNT BALANCE - ESCROW #5	16,381.23
ACCOUNT BALANCE - ESCROW #6	99,962.04
ACCOUNT BALANCE - ESCROW #7	2,000.25
ACCOUNT BALANCE - ESCROW #8	934.10
ACCOUNT BALANCE - ESCROW #9	1,052.06
ACCOUNT BALANCE - ESCROW #10	29,069.80
ACCOUNT BALANCE - ESCROW #11	5,590.31
ACCOUNT BALANCE - ESCROW #17	6,483.12
ACCOUNT BALANCE - ESCROW #27	2,928.69
ACCOUNT BALANCE - ESCROW #84	63,259.91
ACCOUNT BALANCE - DEBT CL	63,259.91
ACCOUNT BALANCE - PAYCLEAR	194,039.82

TOTAL

892,853.25

TDOA ACCOUNT

TDOA

ACCOUNT BALANCE - TDOA	5,394,104.31
ACCOUNT BALANCE - MBIA	9,841,707.79
ACCOUNT BALANCE - TX CLASS	5,497,339.97

TOTAL

20,733,152.07

FUND NAME	***** MONTH TO DATE *****		***** YEAR TO DATE *****	
	REVENUES	EXPENSES	REVENUES	EXPENSES
2022 GENERAL FUND	651,697.28	1,009,270.67	1,196,356.04	1,905,291.12
2022 RESERVE FUNDS	.00	.00	.00	.00
2022 SHERIFF CHAPTER 59 FORFEITURE	1.54	.00	3.40	.00
2022 DA FORFEITURE FUND	.00	.00	.00	.00
2022 BUILDING SECURITY FUND	4,940.99	4,503.23	7,024.59	8,659.89
2022 JUSTICE COURT BLDG SECURITY	188.94	124.00	189.22	248.00
2022 DA FORFEITURE FUND	.00	.00	.00	.00
2022 ROAD & BRIDGE - PCT. 1	84,065.61	97,557.53	168,969.68	312,230.42
2022 ROAD & BRIDGE - PCT. 2	103,653.30	435,718.00	209,083.59	565,759.91
2022 ROAD & BRIDGE - PCT. 3	92,802.12	255,473.35	186,745.17	320,750.66
2022 ROAD & BRIDGE - PCT. 4	80,505.15	73,965.43	169,603.10	110,747.37
2022 ROAD & BRIDGE - GEN	4,668.03	4,132.33	9,336.06	7,536.26
2022 VICTIM COORDINATOR GRANT	.00	5,900.07	.00	10,492.95
2022 DA FORFEITURE FUND II	2.38	1,600.30	24,661.35	3,250.86
2022 CONSTABLE PCT #4 SEIZURE	.12	.00	.23	.00
2022 COUNTY LAW LIBRARY FUND	3,397.35	2,268.90	3,399.62	2,342.65
2022 COUNTY FREE LIBRARY	11,290.30	9,097.50	22,599.02	16,110.13
2022 DIGITIZE RECORDS	2,071.76	.00	2,075.19	.00
2022 SUPPLEMENTAL GUARDIANSHIP	541.08	.00	542.12	.00
2022 COUNTY CHILD ABUSE PREVENTION	4.53	.00	4.78	.00
2022 COURT RELATED PROGRAMS	893.45	.00	893.69	.00
2022 COUNTY & DISTRICT TECH FUND	203.09	.00	203.24	.00
2022 CAPITALCREDITSECONOMICDEVELOP	11.71	.00	22.81	.00
2022 DISTRICT CLERK TECHNOLOGY FUND	875.92	19,605.00	877.13	19,605.00
2022 CHAPTER 19	.00	.00	.00	.00
2022 COUNTY RECORDS FUND	988.09	.00	992.80	.00

FUND NAME	***** MONTH TO DATE ***** REVENUES	EXPENSES	***** YEAR TO DATE ***** REVENUES	EXPENSES
2022 COUNTY CLERK RECORDS FUND	12,750.60	.00	12,760.77	.00
2022 DISTRICT CLERK RECORDS FUND	457.76	.00	458.04	.00
2022 COUNTY CLERK ARCHIVE	12,719.61	.00	12,737.90	.00
2022 PERMANENT IMPROVEMENT FUND	.00	.00	.00	.00
2022 RIGHT-OF-WAY FUND	.00	.00	.00	.00
2022 TAX ANTICIPATION NOTES	.00	.00	.00	.00
2022 DEBT SERVICE FUND	21,457.47	.00	48,511.62	.00
2022 VZC INDIGENT HEALTH PROGRAM	18,333.00	12,690.24	36,666.00	17,157.13
2022 SOIL CONSERVATION DIST FUND	63,742.27	60,705.00	4.27	60,705.00
2022 APPELLATE JUSTICE SYSTEM FUND	485.00	.00	485.00	1,265.00
2022 PAYROLL CLEARING ACCOUNT.	.00	.00	.00	.00
2022 GEN FIXED ASSETS ACCOUNT GRP	.00	.00	.00	.00
2022 LONG TERM DEBT GROUP	.00	.00	.00	.00
2022 VAN ZANDT COUNTY JAIL	241,583.36	195,818.06	477,525.36	358,887.83
2022 VAN ZANDT COUNTY SHERIFF DEPT	273,006.57	275,086.38	541,246.57	400,806.15
2022 SOLID WASTE GRANT	.00	.00	.00	.00
2022 2020 HAVA CARES ACT	.47	26.58	.92	26.58
2022 FRUITVALE 2021 TXCDBG 7220480	.00	.00	.00	.00
2022 BENWHEELERWSC 71348911131115	.00	.00	.00	.00
2022 LITTLEHOPEMOOREMSC713026081315	.00	.00	.00	.00
2022 PRETRIAL SUPERVISION	4,983.95	5,200.36	10,895.68	12,907.55
2022 COMMUNITY SUP & CORRECTIONS	45,009.07	51,493.27	131,383.21	128,018.26
2022 ADULT PROBATION CIVIL	915.60	1,236.65	2,841.42	3,685.88
2022 HIGH RISK SUBSTANCE ABUSE -CCP	4,705.59	3,949.71	11,354.59	11,354.59
2022 HIGH RISK SEX OFFENDER -CCP	.00	4,740.94	15,505.00	13,627.64
2022 GRANT C COMMIT REDUCTION PROG	.00	.00	.00	.00

FUND NAME	***** MONTH TO DATE ***** REVENUES	***** YEAR TO DATE ***** REVENUES	***** MONTH TO DATE ***** EXPENSES	***** YEAR TO DATE ***** EXPENSES
2022 JUVENILE PROBATION FUND	50,640.93	43,540.09	89,773.93	123,601.52
2022 VZCJPD STATE AID GRANT A	39,387.00	36,599.76	157,555.00	104,921.73
2022 VZCJPD - GRANT N	.00	.00	.00	.00
2022 D A SUPPLEMENTAL FUND	.00	1,749.34	7,500.00-	3,122.12
2022 VOICES - JUV CJD GRANT	.00	.00	.00	.00
2022 ETCOG RESIDENTIAL	1,050.00	900.00-	1,050.00	.00
2022 JUVENILE PROBATION INTEREST	13.57	.00	35.76	.00
2022 REGIONAL SERVICE ENHANCEMENT	6,966.00	6,694.07	32,972.80	15,436.11
2022 GRANT S	11,419.00	1,807.19	45,676.00	1,807.19
2022 MENTAL IMPAIRMENT CASELOAD	2,782.52	3,902.92	11,400.52	11,400.52
2022 INDIGENT DEFENSE GRANT	.00	4,186.40	.00	7,596.20
2022 FIRE MARSHAL	25,875.75	11,554.90	25,884.42	20,365.95
2022 TECHNOLOGY RESOURCES	.00	.00	.00	.00
2022 HAVA ELECTION GRANT	.47	.00	.93	.00
2022 GOLDEN WATER SUPPLY CORP	.00	.00	.00	.00
2022 D.A. CHECK COLLECTION FUND	.30	245.43	51.04	438.80
2022 CONSTABLE #1 TLEOSE FUND	.00	.00	.00	585.99
2022 CONSTABLE #2 TLEOSE FUND	.00	.00	.00	.00
2022 CONSTABLE #3 TLEOSE FUND	.00	.00	.00	.00
2022 CONSTABLE #4 TLEOSE FUND	.15	.00	.29	.00
2022 SHERIFF TLEOSE FUND	.28	.00	.55	.00
2022 DA TLEOSE FUND	.00	.00	.00	.00
2022 JUSTICE COURT TECHNOLOGY FUND	642.21	9,969.28	642.21	9,969.28
2022 CONTRIBUTION RELIEF FUND	.00	.00	.00	.00
2022 VETERAN'S MEMORIAL WALL FUND	.00	.00	.00	.00
2022 HISTORICAL COMMISSION	865.16	.00	1,495.32	50.00

FUND NAME	***** MONTH TO DATE *****		***** YEAR TO DATE *****	
	REVENUES	EXPENSES	REVENUES	EXPENSES
2022 VAN TORNADO-ASSISTANCE	.00	.00	.00	.00
2022 FEMA - DEC 2015 STORM	.00	.00	.00	.00
2022 FEMA APRIL 2016 STORM	.00	.00	.00	.00
2022 HAZARD MITIGATION GRANT	.00	.00	.00	.00
2022 COURTHOUSE PLANNING GRANT	.00	.00	.00	.00
2022 PRETRIAL INTERVENTION PROGRAM	1,651.49	1,470.66	1,653.00	2,643.39
2022 SHERIFF JUSTICE FORFEITURE FUN	.80	.00	1.57	.00
2022 SHERIFF TREASURY FORFEITURE FU	.00	.00	.00	.00
2022 CONSTABLE PCT #1 FORFEITURE FU	.00	.00	.00	.00
2022 VOICES - JUV CJD GRANT	.00	3,307.32	3,526.54-	8,268.55
2022 LOCAL TRUANCY PREVENTION & DIV	675.60	.00	675.60	.00
2022 COVID -19	.00	35.96	.00	35.96
2022 COUNTY INFRASTRUCTURE FUND GRANT	.00	.00	.00	.00
2022 AMERICAN RESCUE PLAN	243.52	.00	446.83	.00
TOTAL	1,885,167.81	2,654,326.82	3,664,248.41	4,601,710.14

ACCOUNT NAME	BEGINNING CASH BALANCE	CASH RECEIPTS	CASH DISBURSEMENTS	ENDING CASH BALANCE
2022 010 GENERAL FUND				
CASH	98,151.81-	2,206,092.95	2,122,056.04-	14,114.90-
COINS	1.00			
RETURNED CHECK FEES				
AMERICAN NATIONAL CASH		500,000.00	500,000.00-	
VZC JURY CASH CLEARING	3,411.00			3,411.00
VZC CHECKING DEBT SERVICE				
PETTY CASH COLLECTION-PCT. 1				
PETTY CASH-CITY CLERK	100.00			100.00
PETTY CASH-DIST CLERK	500.00			500.00
COUNTY COURT JURY CASH	1,250.00			1,250.00
DISTRICT COURT JURY CASH	1,250.00	480.00	480.00-	1,250.00
PETTY CASH-JP #1	200.00			200.00
PETTY CASH-JP #2	200.00			200.00
PETTY CASH - JP#4	200.00			200.00
PETTY CASH-SHERIFF	200.00			200.00
PETTY CASH-TAX COLLECTOR	3,300.00			3,300.00
PETTY CASH - TAX COLL (BOAT)				
PETTY CASH-TAX (BOAT CK ACCT)	1,928,308.19	320,575.07	1,350,000.00-	898,883.26
TIME DEPOSIT ON ACCOUNT	6,033,121.70	500,293.40		6,534,015.10
MBIA MUNICIPAL INVESTORS SERV	7,874,692.78	3,527,441.42	3,972,536.04-	7,429,598.16
FUND TOTALS				
2022 012 RESERVE FUNDS				
CASH				
TIME DEPOSIT ON ACCOUNT				
MBIA MUNICIPAL INVESTORS SERV				
FUND TOTALS				
2022 015 SHERIFF CHAPTER 59 FORFEITURE				
CASH	11,193.92	40,000.00	47,800.00-	3,393.92
AMERICAN NATIONAL CASH				
CASH-OTHER				
TIME DEPOSIT ON ACCOUNT	61,362.47	1.54	40,000.00-	21,364.01
MBIA MUNICIPAL INVESTORS SERV				
FUND TOTALS	72,556.39	40,001.54	87,800.00-	24,757.93
2022 016 DA FORFEITURE FUND				
CASH				
ESCROW/BART ROGERS	2,462.94	.00	.00	2,463.04
ESCROW	9,731.87	.40	.00	9,732.27
ESCROW/CALE	6,003.92	.12	.00	6,004.04
ESCROW/RODRIGUEZ		.00	.00	
ESCROW	16,380.56	.67	.00	16,381.23
ESCROW/#6 VILLARREAL	99,993.83	8.21	.00	99,962.04
ESCROW/KORSEK	2,000.16	.09	.00	2,000.25
ESCROW/	934.06	.04	.00	934.10
ESCROW/#9 NORRIS	1,052.01	.05	.00	1,052.06
ESCROW/	29,068.60	1.20	.00	29,069.80
ESCROW/#11 DAWSON	5,590.08	.23	.00	5,590.31
ESCROW/ASHFRD, BRCHR, ALEX		.00	.00	
ESCROW/		.00	.00	
ESCROW/		.00	.00	
ESCROW/		.00	.00	
ESCROW/		.00	.00	
ESCROW/K.TURNER	6,482.85	.27	.00	6,483.12

ACCOUNT NAME	BEGINNING CASH BALANCE	CASH RECEIPTS	CASH DISBURSEMENTS	ENDING CASH BALANCE
2022 021 ROAD & BRIDGE - PCT. 1	56,754.08	134,043.03	129,595.60	61,201.51
CASH DEPOSIT ON ACCOUNT	67,641.76	25,002.13	50,000.00	42,643.89
MBIA MUNICIPAL INVESTORS	455,387.66	20.45	.00	455,408.11
FUND TOTALS	579,783.50	159,065.61	179,595.60	559,253.51
2022 022 ROAD & BRIDGE - PCT. 2	35,412.68	356,401.04	334,890.29	56,923.43
CASH DEPOSIT ON ACCOUNT	1,652.95	500,004.48	50,000.00	451,657.43
MBIA MUNICIPAL INVESTORS	1,078,124.87	16.98	700,000.00	378,141.85
FUND TOTALS	1,115,190.50	856,422.50	1,084,890.29	886,722.71
2022 023 ROAD & BRIDGE - PCT. 3	46,731.19	267,765.64	257,825.55	56,671.28
CASH DEPOSIT ON ACCOUNT	238,388.08	4.80	175,000.00	63,392.88
MBIA MUNICIPAL INVESTORS	705,424.50	31.68	.00	705,456.18
FUND TOTALS	990,543.77	267,802.12	432,825.55	825,520.34
2022 024 ROAD & BRIDGE - PCT. 4	110,341.64	80,479.20	119,725.69	71,095.15
CASH DEPOSIT ON ACCOUNT	921.84	50,001.01	.00	50,922.85
MBIA MUNICIPAL INVESTORS	555,419.23	24.94	.00	555,444.17
FUND TOTALS	666,682.71	130,505.15	119,725.69	677,462.17
2022 026 ROAD & BRIDGE - GEN	4,284.83	4,668.00	3,631.42	5,321.41
CASH DEPOSIT ON ACCOUNT	1,021.89	.03	.00	1,021.92
MBIA MUNICIPAL INVESTORS	.00	.00	.00	.00
FUND TOTALS	5,306.72	4,668.03	3,631.42	6,343.33
2022 035 VICTIM COORDINATOR GRANT	4,013.19	.00	5,334.17	9,347.36
CASH DEPOSIT ON ACCOUNT	.00	.00	.00	.00
MBIA MUNICIPAL INVESTORS	.00	.00	.00	.00
FUND TOTALS	4,013.19	.00	5,334.17	9,347.36
2022 036 DA FORFEITURE FUND II	4,826.70	6,753.69	10,406.52	1,173.87
CASH DEPOSIT ON ACCOUNT	77,237.93	2.38	5,000.00	72,240.31
MBIA MUNICIPAL INVESTORS	.00	.00	.00	.00
FUND TOTALS	82,064.63	6,756.07	15,406.52	73,414.18
2022 037 CONSTABLE PCT #4 SEIZURE	819.89	.00	.00	819.89
CASH DEPOSIT ON ACCOUNT	3,885.21	.12	.00	3,885.33
MBIA MUNICIPAL INVESTORS	.00	.00	.00	.00
FUND TOTALS	4,705.10	.12	.00	4,705.22
2022 040 COUNTY LAW LIBRARY FUND	3,902.81	3,395.00	2,268.90	5,028.91
CASH				

ACCOUNT NAME	BEGINNING CASH BALANCE	CASH RECEIPTS	CASH DISBURSEMENTS	ENDING CASH BALANCE
2022 042 COUNTY FREE LIBRARY				
CASH	33,048.81	11,435.07	8,249.42	36,234.46
TIME DEPOSIT ON ACCOUNT	.00	.00	.00	.00
MBIA MUNICIPAL INVESTORS SERV	.00	.00	.00	.00
FUND TOTALS	33,048.81	11,435.07	8,249.42	36,234.46
2022 047 DIGITIZE RECORDS				
CASH	6,392.31	2,068.20	.00	8,460.51
TIME DEPOSIT ON ACCOUNT	112,987.22	3.56	.00	112,990.78
MBIA	.00	.00	.00	.00
FUND TOTALS	119,379.53	2,071.76	.00	121,451.29
2022 048 SUPPLEMENTAL GUARDIANSHIP				
CASH	5,408.22	540.00	.00	5,948.22
TEXPOOL	34,473.25	1.08	.00	34,474.33
FUND TOTALS	39,881.47	541.08	.00	40,422.55
2022 049 COUNTY CHILD ABUSE PREVENTION				
CASH	2,794.36	4.27	.00	2,798.63
TIME DEPOSIT ON ACCOUNT	8,287.21	.26	.00	8,287.47
FUND TOTALS	11,081.57	4.53	.00	11,086.10
2022 050 COURT RELATED PROGRAMS				
CASH	2,322.22	893.20	.00	3,215.42
TIME DEPOSIT ON ACCOUNT	8,000.44	.25	.00	8,000.69
MBIA MUNICIPAL INVESTORS SERV	.00	.00	.00	.00
FUND TOTALS	10,322.66	893.45	.00	11,216.11
2022 052 COUNTY & DISTRICT TECH FUND				
CASH	3,166.97	202.94	.00	3,369.91
TIME DEPOSIT ON ACCOUNT	4,991.96	.15	.00	4,992.11
MBIA	.00	.00	.00	.00
FUND TOTALS	8,158.93	203.09	.00	8,362.02
2022 053 CAPITALCREDITSECONOMICDEVELOP				
CASH	125.33	.00	.00	125.33
TIME DEPOSIT ON ACCOUNT	321,677.75	10.14	.00	321,687.89
MBIA	35,022.23	1.37	.00	35,023.80
FUND TOTALS	356,825.31	11.71	.00	356,837.02
2022 054 DISTRICT CLERK TECHNOLOGY FUND				
CASH	3,191.24	17,875.00	19,605.00	1,461.24
TIME DEPOSIT ON ACCOUNT	40,050.89	.92	.00	23,051.81
MBIA MUNICIPAL INVESTORS SERV	.00	.00	.00	.00
FUND TOTALS	43,242.13	17,875.92	36,605.00	24,513.05
2022 055 CHAPTER 19				
TIME DEPOSIT ON ACCOUNT	.00	.00	.00	.00
MBIA	.00	.00	.00	.00
FUND TOTALS	.00	.00	.00	.00
2022 056 COUNTY RECORDS FUND				
CASH	3,551.39	983.20	.00	4,534.59

ACCOUNT NAME	BEGINNING CASH BALANCE	CASH RECEIPTS	CASH DISBURSEMENTS	ENDING CASH BALANCE
2022 057 COUNTY CLERK RECORDS FUND	8,949.63	12,739.40	20,000.00-	1,689.03
CASH	349,023.29	20,011.20	.00	369,034.49
TIME DEPOSIT ON ACCOUNT	.00	.00	.00	.00
MBIA MUNICIPAL INVESTORS SERV	357,972.92	32,750.60	20,000.00-	370,723.52
FUND TOTALS				
2022 058 DISTRICT CLERK RECORDS FUND	7,903.43	457.47	.00	8,360.90
CASH	9,437.36	.29	.00	9,437.65
TIME DEPOSIT ON ACCOUNT	17,340.79	457.76	.00	17,798.55
FUND TOTALS				
2022 059 COUNTY CLERK ARCHIVE	10,358.65	12,700.00	20,000.00-	3,058.65
CASH	615,938.80	20,019.61	.00	635,958.41
TIME DEPOSIT ON ACCOUNT	626,297.45	32,719.61	20,000.00-	639,017.06
FUND TOTALS				
2022 070 PERMANENT IMPROVEMENT FUND	.00	.00	.00	.00
CASH	.00	.00	.00	.00
TIME DEPOSIT ON ACCOUNT	.00	.00	.00	.00
MBIA MUNICIPAL INVESTORS SERV	.00	.00	.00	.00
FUND TOTALS				
2022 075 RIGHT-OF-WAY FUND	.00	.00	.00	.00
CASH	.00	.00	.00	.00
TIME DEPOSIT ON ACCOUNT	.00	.00	.00	.00
MBIA MUNICIPAL INVESTORS SERV	.00	.00	.00	.00
FUND TOTALS				
2022 084 TAX ANTICIPATION NOTES	.00	.00	.00	.00
CASH	.00	.00	.00	.00
TIME DEPOSIT ON ACCOUNT	.00	.00	.00	.00
MBIA	.00	.00	.00	.00
FUND TOTALS				
2022 085 DEBT SERVICE FUND	41,831.02	21,428.89	.00	63,259.91
CASH	636,507.14	28.00	.00	636,536.14
TIME DEPOSIT ON ACCOUNT	678,339.13	21,457.47	.00	699,796.60
MBIA MUNICIPAL INVESTORS SERV				
FUND TOTALS				
2022 087 VZC INDIGENT HEALTH PROGRAM	27,201.65	18,333.00	22,203.24-	23,331.41
CASH	104,192.06	10,000.00	.00	114,192.06
TIME DEPOSIT ON ACCOUNT	.00	.00	.00	.00
MBIA MUNICIPAL INVESTORS SERV	131,393.71	28,333.00	22,203.24-	137,523.47
FUND TOTALS				
2022 088 SOIL CONSERVATION DIST FUND	2,931.94	63,740.25	60,705.00-	5,967.19
CASH	64,386.62	2.02	.00	64,388.64
TIME DEPOSIT ON ACCOUNT	.00	.00	.00	.00
MBIA MUNICIPAL INVESTORS SERV	67,318.56	63,742.27	60,705.00-	70,355.83
FUND TOTALS				
2022 090 APPELLATE JUSTICE SYSTEM FUND	420.35	485.00	.00	905.35
CASH				

ACCOUNT NAME	BEGINNING CASH BALANCE	CASH RECEIPTS	CASH DISBURSEMENTS	ENDING CASH BALANCE
2022 095 PAYROLL CLEARING ACCOUNT.				
CASH	194,039.82	.00	.00	194,039.82
MBIA MUNICIPAL INVESTORS SERV	.00	.00	.00	.00
FUND TOTALS	194,039.82	.00	.00	194,039.82
2022 096 GEN FIXED ASSETS ACCOUNT GRP				
MBIA MUNICIPAL INVESTORS SERV	.00	.00	.00	.00
FUND TOTALS	.00	.00	.00	.00
2022 097 LONG TERM DEBT GROUP				
MBIA MUNICIPAL INVESTORS SERV	.00	.00	.00	.00
FUND TOTALS	.00	.00	.00	.00
2022 131 VAN ZANDT COUNTY JAIL				
CASH	8,347.42	541,583.36	533,865.20-	16,065.58
MEDICARE PAYABLE	.00	.00	.00	.00
VOUCHERS PAYABLE	.00	.00	.00	.00
TIME DEPOSIT ON ACCOUNT	106,012.68	325,000.00	100,000.00-	331,012.68
MBIA MUNICIPAL INVESTORS SERV	200,000.00	.00	200,000.00-	200,000.00
FUND TOTALS	314,360.10	866,583.36	833,865.20-	347,078.26
2022 132 VAN ZANDT COUNTY SHERIFF DEPT				
CASH	6,231.57	348,006.57	347,693.61-	6,544.53
TIME DEPOSIT ON ACCOUNT	390,000.00	67,000.00	75,000.00-	382,000.00
MBIA MUNICIPAL INVESTORS SERV	.00	.00	.00	.00
FUND TOTALS	396,231.57	415,006.57	422,693.61-	388,544.53
2022 145 SOLID WASTE GRANT				
CASH	.00	.00	.00	.00
TIME DEPOSIT ON ACCOUNT	.00	.00	.00	.00
FUND TOTALS	.00	.00	.00	.00
2022 147 2020 HAVA CARES ACT				
CASH	1,846.74	.00	.00	1,846.74
TDOA	15,036.09	.47	.00	15,036.56
MBIA	.00	.00	.00	.00
FUND TOTALS	16,882.83	.47	.00	16,883.30
2022 400 FRUITVALE 2021 TXCDBG 7220480				
CASH	.00	.00	.00	.00
WATER GRANT CASH	.00	.00	.00	.00
FUND TOTALS	.00	.00	.00	.00
2022 401 BENWHEELERMSC 71348911131115				
FUND TOTALS	.00	.00	.00	.00
2022 402 LITTLEHOPEMOOREMSC713026081315				
CASH	.00	.00	.00	.00
WATER GRANT CASH	.00	.00	.00	.00
FUND TOTALS	.00	.00	.00	.00
2022 540 PRETRIAL SUPERVISION				
CASH	391.76-	5,980.00	4,740.45-	847.79

ACCOUNT NAME	BEGINNING CASH BALANCE	CASH RECEIPTS	CASH DISBURSEMENTS	ENDING CASH BALANCE
2022 541 COMMUNITY SUP & CORRECTIONS				
CASH	3,525.31	36,026.89	44,477.59	4,925.39
PETTY CASH	100.00	.00	.00	100.00
TIME DEPOSIT ON ACCOUNT	254,669.82	7.97	5,000.00	249,677.79
MBIA MUNICIPAL INVESTORS SERV	.00	.00	.00	.00
MBIA MUNICIPAL INVESTORS SERV	258,295.13	36,034.86	49,477.59	244,852.40
FUND TOTALS				
2022 542 ADULT PROBATION CIVIL				
CASH	7,567.52	900.00	1,088.10	7,379.42
TDOA	51,166.11	1.61	.00	51,167.72
MBIA	311,509.90	13.99	.00	311,523.89
MBIA	370,243.53	915.60	1,088.10	370,071.03
FUND TOTALS				
2022 543 HIGH RISK SUBSTANCE ABUSE -CCP				
CASH	628.72	4,705.59	3,376.98	699.89
TIME DEPOSIT ON ACCOUNT	.00	.00	.00	.00
MBIA MUNICIPAL INVESTORS SERV	.00	.00	.00	.00
MBIA MUNICIPAL INVESTORS SERV	628.72	4,705.59	3,376.98	699.89
FUND TOTALS				
2022 544 HIGH RISK SEX OFFENDER -CCP				
CASH	6,575.80	.00	4,055.66	2,520.14
TIME DEPOSIT ON ACCOUNT	.00	.00	.00	.00
MBIA MUNICIPAL INVESTORS SERV	.00	.00	.00	.00
MBIA MUNICIPAL INVESTORS SERV	6,575.80	.00	4,055.66	2,520.14
FUND TOTALS				
2022 545 GRANT C COMMIT REDUCTION PROG				
CASH	1.83	.00	1.20	.63
FUND TOTALS	1.83	.00	1.20	.63
2022 546 JUVENILE PROBATION FUND				
CASH	29,993.63	50,957.60	57,343.28	23,607.95
TIME DEPOSIT ON ACCOUNT	200,000.00	20,000.00	.00	220,000.00
MBIA MUNICIPAL INVESTORS SERV	120,000.00	.00	.00	120,000.00
MBIA MUNICIPAL INVESTORS SERV	349,993.63	70,957.60	57,343.28	363,607.95
FUND TOTALS				
2022 547 VZCJPD STATE AID GRANT A				
CASH	48,507.38	39,387.00	32,379.30	55,515.08
TIME DEPOSIT ON ACCOUNT	.00	.00	.00	.00
MBIA MUNICIPAL INVESTORS SERV	.00	.00	.00	.00
MBIA MUNICIPAL INVESTORS SERV	48,507.38	39,387.00	32,379.30	55,515.08
FUND TOTALS				
2022 549 VZCJPD - GRANT N				
CASH	4,481.01	.00	1.20	4,479.81
TIME DEPOSIT ON ACCOUNT	.00	.00	.00	.00
MBIA MUNICIPAL INVESTORS SERV	.00	.00	.00	.00
MBIA MUNICIPAL INVESTORS SERV	4,481.01	.00	1.20	4,479.81
FUND TOTALS				
2022 550 D A SUPPLEMENTAL FUND				
CASH	5,594.36	.00	1,492.68	7,087.04
TIME DEPOSIT ON ACCOUNT	.00	.00	.00	.00
MBIA MUNICIPAL INVESTORS SERV	.00	.00	.00	.00
MBIA MUNICIPAL INVESTORS SERV	5,594.36	.00	1,492.68	7,087.04
FUND TOTALS				
2022 551 VOICES - JUV CJD GRANT				
VOICES - CJD JUV GRANT	.00	.00	.00	.00

ACCOUNT NAME	BEGINNING CASH BALANCE	CASH RECEIPTS	CASH DISBURSEMENTS	ENDING CASH BALANCE
2022 552 ETCOG RESIDENTIAL CASH	2,911.00-	1,950.00	.00	961.00-
FUND TOTALS	2,911.00-	1,950.00	.00	961.00-
2022 555 JUVENILE PROBATION INTEREST CASH	102.91	.93	.00	103.84
TIME DEPOSIT ON ACCOUNT	24,035.10	7.25	.00	24,042.35
MBIA MUNICIPAL INVESTORS SERV	77.45	5.39	.00	82.84
FUND TOTALS	24,215.46	13.57	.00	24,229.03
2022 556 REGIONAL SERVICE ENHANCEMENT CASH	17,159.26	6,966.00	6,225.74-	17,899.52
FUND TOTALS	17,159.26	6,966.00	6,225.74-	17,899.52
2022 558 GRANT S CASH	34,257.45	11,419.00	1,611.13-	44,065.32
FUND TOTALS	34,257.45	11,419.00	1,611.13-	44,065.32
2022 559 MENTAL IMPAIRMENT CASELOAD CASH	1,152.92	2,782.52	3,337.06-	598.38
TIME DEPOSIT ON ACCOUNT	.00	.00	.00	.00
MBIA MUNICIPAL INVESTORS SERV	.00	.00	.00	.00
FUND TOTALS	1,152.92	2,782.52	3,337.06-	598.38
2022 565 INDIGENT DEFENSE GRANT CASH	11,413.24	.00	3,699.84-	7,713.40
TIME DEPOSIT ON ACCOUNT	38,142.64	.00	.00	38,142.64
FUND TOTALS	49,555.88	.00	3,699.84-	45,856.04
2022 567 FIRE MARSHAL CASH	8,683.82	25,865.00	30,307.91-	4,240.91
TDOA	177,796.57	20,005.80	.00	197,802.37
MBIA	110,070.35	4.95	.00	110,075.30
FUND TOTALS	296,550.74	45,875.75	30,307.91-	312,118.58
2022 568 TECHNOLOGY RESOURCES CASH	1.07	.00	.00	1.07
TIME DEPOSIT ON ACCOUNT	.00	.00	.00	.00
FUND TOTALS	1.07	.00	.00	1.07
2022 569 HAVA ELECTION GRANT CASH	5,304.60	.00	.00	5,304.60
TDOA	15,215.77	.47	.00	15,216.24
MBIA	.00	.00	.00	.00
FUND TOTALS	20,520.37	.47	.00	20,520.84
2022 570 GOLDEN WATER SUPPLY CORP GOLDEN WATER TDECA 726216 MBIA MUNICIPAL INVESTORS SERVI	.00	.00	.00	.00
FUND TOTALS	.00	.00	.00	.00
2022 580 D.A. CHECK COLLECTION FUND CASH	242.19	.00	209.79-	32.40
TIME DEPOSIT ON ACCOUNT	9,680.97	.30	.00	9,681.27

ACCOUNT NAME	BEGINNING CASH BALANCE	CASH RECEIPTS	CASH DISBURSEMENTS	ENDING CASH BALANCE
2022 591 CONSTABLE #1 TLEOSE FUND	2,425.54	.00	.00	2,425.54
CASH	.49-	.00	.00	.49-
CASH - CITIZENS NATIONAL	.33	.00	.00	.33
TDOA	.00	.00	.00	.00
MBIA MUNICIPAL INVESTORS SERV	2,425.38	.00	.00	2,425.38
FUND TOTALS				
2022 592 CONSTABLE #2 TLEOSE FUND	2,692.48	.00	.00	2,692.48
CASH	.00	.00	.00	.00
CASH OTHER	.00	.00	.00	.00
MBIA MUNICIPAL INVESTORS SERV	2,692.48	.00	.00	2,692.48
FUND TOTALS				
2022 593 CONSTABLE #3 TLEOSE FUND	1,359.92	.00	.00	1,359.92
CASH	3,738.50	.00	.00	3,738.50
CASH OTHER - CITY NATIONAL	.00	.00	.00	.00
MBIA MUNICIPAL INVESTORS SERV	5,098.42	.00	.00	5,098.42
FUND TOTALS				
2022 594 CONSTABLE #4 TLEOSE FUND	37.71	.00	.00	37.71
CASH	4,905.36	.15	.00	4,905.51
TIME DEPOSIT ON ACCOUNT	.00	.00	.00	.00
MBIA MUNICIPAL INVESTORS SERV	4,943.07	.15	.00	4,943.22
FUND TOTALS				
2022 595 SHERIFF TLEOSE FUND	3,331.99	.00	.00	3,331.99
CASH	9,010.34	.28	.00	9,010.62
TDOA	.00	.00	.00	.00
MBIA MUNICIPAL INVESTORS SESRV	12,342.33	.28	.00	12,342.61
FUND TOTALS				
2022 596 DA TLEOSE FUND	2,605.29	.00	.00	2,605.29
CASH	.00	.00	.00	.00
MBIA MUNICIPAL INVESTORS SERV	2,605.29	.00	.00	2,605.29
FUND TOTALS				
2022 600 JUSTICE COURT TECHNOLOGY FUND	7,738.95	2,642.21	9,969.28-	411.88
CASH	52,690.29	.00	2,000.00-	50,690.29
TIME DEPOSIT ON ACCOUNT	.00	.00	.00	.00
MBIA MUNICIPAL INVESTORS SERV	60,429.24	2,642.21	11,969.28-	51,102.17
FUND TOTALS				
2022 800 CONTRIBUTION RELIEF FUND	.00	.00	.00	.00
CASH	16,082.93	.00	.00	16,082.93
TIME DEPOSIT ON ACCOUNT	16,082.93	.00	.00	16,082.93
FUND TOTALS				
2022 802 VETERAN'S MEMORIAL WALL FUND	.00	.00	.00	.00
CASH	.00	.00	.00	.00
TIME DEPOSIT ON ACCOUNT	.00	.00	.00	.00
FUND TOTALS				
2022 803 HISTORICAL COMMISSION CASH	5,001.85	1,740.00	1,750.00-	4,991.85
HISTORICAL COMMISSION				

ACCOUNT NAME	BEGINNING CASH BALANCE	CASH RECEIPTS	CASH DISBURSEMENTS	ENDING CASH BALANCE
2022 804 VAN TORNADO-ASSISTANCE VAN TORNADO-ASSISTANCE-CASH VIASST-TIME DEPOSITON ACCOUNT FUND TOTALS	5,286.12 10,287.97	1,740.16	1,750.00	5,286.28 10,278.13
2022 805 FEMA - DEC 2015 STORM CASH TIME DEPOSIT ON ACCOUNT FUND TOTALS	.00 .00 .00	.00 .00 .00	.00 .00 .00	.00 .00 .00
2022 806 FEMA APRIL 2016 STORM CASH TIME DEPOSIT ON ACCOUNT FUND TOTALS	.00 .00 .00	.00 .00 .00	.00 .00 .00	.00 .00 .00
2022 807 HAZARD MITIGATION GRANT CASH TIME DEPOSIT ON ACCOUNT MIBA MUNICIPAL INVESTORS SERV FUND TOTALS	.00 .00 .00 .00	.00 .00 .00 .00	.00 .00 .00 .00	.00 .00 .00 .00
2022 808 COURTHOUSE PLANNING GRANT CASH WATER GRANT CASH FUND TOTALS	.00 .00 .00	.00 .00 .00	.00 .00 .00	.00 .00 .00
2022 809 PRETRIAL INTERVENTION PROGRAM CASH TIME DEPOSIT ON ACCOUNT FUND TOTALS	875.09 49,858.58 50,733.67	9,150.00 1.49 9,151.49	7,557.32 7,500.00 15,057.32	2,467.77 42,360.07 44,827.84
2022 810 SHERIFF JUSTICE FORFEITURE FUN CASH TIME DEPOSIT ON ACCOUNT FUND TOTALS	870.00 25,451.29 26,325.29	.00 .80 .80	.00 .00 .00	870.00 25,456.09 26,326.09
2022 811 SHERIFF TREASURY FORFEITURE FU CASH TIME DEPOSIT ON ACCOUNT FUND TOTALS	.00 .00 .00	.00 .00 .00	.00 .00 .00	.00 .00 .00
2022 812 CONSTABLE PCT #1 FORFEITURE FU CASH TIME DEPOSIT ON ACCOUNT FUND TOTALS	500.00 .00 500.00	.00 .00 .00	.00 .00 .00	500.00 .00 500.00
2022 813 VOICES - JUV CJD GRANT VOICES - CJD JUV GRANT TIME DEPOSIT ON ACCOUNT FUND TOTALS	8,467.42 8,467.42	.00 .00 .00	2,820.22 2,820.22	11,287.64 11,287.64
2022 814 LOCAL TRUANCY PREVENTION & DIV CASH TIME DEPOSIT ON ACCOUNT	2,652.05 10,000.00	675.60 .00	.00 .00	3,327.65 10,000.00

ACCOUNT NAME	BEGINNING CASH BALANCE	CASH RECEIPTS	CASH DISBURSEMENTS	ENDING CASH BALANCE
2022 815 COVID -19				
CASH	.00	.00	.00	.00
TIME DEPOSIT ON ACCOUNT	.00	.00	.00	.00
MBIA MUNICIPAL INVESTORS SERV	.00	.00	.00	.00
TEXAS CLASS - ARP	.00	.00	.00	.00
FUND TOTALS	.00	.00	.00	.00
2022 816 COUNTY INFRASTRUCTURE FUND GRANT				
CASH	110,155.64-	.00	.00	110,155.64-
TIME DEPOSIT ON ACCOUNT	.00	.00	.00	.00
MBIA MUNICIPAL INVESTERS SERV	.00	.00	.00	.00
FUND TOTALS	110,155.64-	.00	.00	110,155.64-
2022 817 AMERICAN RESCUE PLAN				
CASH	.00	.00	.00	.00
TIME DEPOSIT ON ACCOUNT	.00	.00	.00	.00
MBIA MUNICIPAL INVESTORS SERV	5,497,096.45	243.52	.00	5,497,339.97
TEXAS CLASS INVESTMENT FUND	5,497,096.45	243.52	.00	5,497,339.97
FUND TOTALS	5,497,096.45	243.52	.00	5,497,339.97
GRAND TOTALS	22,463,439.40	6,738,208.59	7,564,400.96-	21,637,247.03

ACCOUNT NUMBER	ACCOUNT NAME	DATE	AMDT NUMBER	OLD BUDGET AMOUNT	AMENDED BUDGET AMOUNT	AMOUNT OF CHANGE	DESCRIPTION	CLK
2022 010-409-800	CONTINGENCY	10/13/2021	220001	1,000,000.00	994,160.00	5,840.00-	LINE ITEM TRANSFER	MK
2022 010-409-800	CONTINGENCY	10/27/2021	220003	994,160.00	973,460.00	20,700.00-	LINE ITEM TRANSFER	MK
2022 010-409-800	CONTINGENCY	12/08/2021	220011	973,460.00	970,499.68	2,960.32-	LINE ITEM TRANSFER	MK
	EXPENDITURES - NON DEPARTMENT		TOTAL AMENDMENTS	3	TOTAL CHANGES	29,500.32-		
2022 010-445-110	COURT REPORTING	11/10/2021	220006	2,500.00	4,500.00	2,000.00	LINE ITEM TRANSFER	MK
2022 010-445-413	COURT TRANSLATORS	11/10/2021	220006	7,500.00	5,500.00	2,000.00-	LINE ITEM TRANSFER	MK
	EXPENDITURES - COUNTY COURT AT		TOTAL AMENDMENTS	2	TOTAL CHANGES	.00		
2022 010-503-420	TELEPHONE (FAX)	10/13/2021	220001	134,800.00	135,640.00	840.00	LINE ITEM TRANSFER	MK
2022 010-503-457	MAINT. & SERVICE C	10/27/2021	220003	257,100.00	267,800.00	10,700.00	LINE ITEM TRANSFER	MK
2022 010-503-457	MAINT. & SERVICE C	12/08/2021	220011	267,800.00	270,760.32	2,960.32	LINE ITEM TRANSFER	MK
2022 010-503-572	OFFICE EQUIPMENT	10/13/2021	220001	104,750.00	109,750.00	5,000.00	LINE ITEM TRANSFER	MK
2022 010-503-572	OFFICE EQUIPMENT	10/27/2021	220003	109,750.00	119,750.00	10,000.00	LINE ITEM TRANSFER	MK
	EXPENDITURES-DATA PROCESSING		TOTAL AMENDMENTS	5	TOTAL CHANGES	29,500.32		
2022 021-621-571	EQUIPMENT PURCHASE	10/13/2021	220002	150,000.00	200,000.00	50,000.00	LINE ITEM TRANSFER	MK
2022 021-621-800	CONTINGENCY	10/13/2021	220002	264,030.00	214,030.00	50,000.00-	LINE ITEM TRANSFER	MK
	EXPENDITURES - R & B PCT.1		TOTAL AMENDMENTS	2	TOTAL CHANGES	.00		
2022 023-367-000	DONATIONS - GENERA	11/10/2021	220007	1,000.00-	1,000.00-	1,000.00-	INCREASE REV & EXP	MK
	EXPENDITURES		TOTAL AMENDMENTS	1	TOTAL CHANGES	1,000.00-		
2022 023-623-335	ROAD & BRIDGE MATE	11/10/2021	220007	1,460,351.00	1,461,351.00	1,000.00	INCREASE REV & EXP	MK
	EXPENDITURES - R & B PCT.3		TOTAL AMENDMENTS	1	TOTAL CHANGES	1,000.00		
2022 024-367-000	GENERAL CONTRIBUTI	10/27/2021	220004	1,000.00-	7,680.00-	7,680.00-	LINE ITEM TRANSFER	MK
	EXPENDITURES		TOTAL AMENDMENTS	1	TOTAL CHANGES	7,680.00-		
2022 024-624-335	ROAD & BRIDGE MATE	10/27/2021	220004	1,122,397.00	1,130,077.00	7,680.00	LINE ITEM TRANSFER	MK
	EXPENDITURES - PCT.4		TOTAL AMENDMENTS	1	TOTAL CHANGES	7,680.00		
2022 036-476-103	SALARIES - EMPLOYE	11/24/2021	220009	7,358.26	10,558.26	3,200.00	LINE ITEM TRANSFER	MK
2022 036-476-495	MISC. EXPENDITURES	11/24/2021	220009	25,000.00	21,800.00	3,200.00-	LINE ITEM TRANSFER	MK
	EXPENDITURES - DA FORE I		TOTAL AMENDMENTS	2	TOTAL CHANGES	.00		
2022 131-512-103	SALARIES - EMPLOYE	11/24/2021	220010	1,256,784.30	1,224,442.30	32,342.00-	LINE ITEM TRANSFER	MK
2022 131-512-110	SALARIES - COMP TI	11/24/2021	220010	82,657.50	114,999.50	32,342.00-	LINE ITEM TRANSFER	MK
	EXPENDITURES - VZC JAIL		TOTAL AMENDMENTS	2	TOTAL CHANGES	.00		
2022 132-560-455	REPAIR & MAINT - F	11/10/2021	220008	2,000.00	2,500.00	500.00	LINE ITEM TRANSFER	MK
2022 132-560-495	MISCELLANEOUS	11/10/2021	220008	15,000.00	14,500.00	500.00-	LINE ITEM TRANSFER	MK
	EXPENDITURES - SHERIFF OFFICE		TOTAL AMENDMENTS	2	TOTAL CHANGES	.00		
2022 552-333-117	ETCOG REIMBURSEMEN	11/05/2021	220005	1,500.00-	1,500.00-	1,500.00-	INCREASE REV & EXP BA #1	MK
	EXPENDITURES		TOTAL AMENDMENTS	1	TOTAL CHANGES	1,500.00-		
2022 552-582-410	PSYCHOLOGICALS-ETC	11/05/2021	220005	1,500.00	1,500.00	1,500.00	INCREASE REV & EXP BA #1	MK
	EXPENDITURES		TOTAL AMENDMENTS	1	TOTAL CHANGES	1,500.00		



P.O. Box 3188 • Longview, Texas 75606 • 903-237-5500
 MEMBER FDIC EQUAL HOUSING LENDER

Date 11/30/21 Page 1
 PRIMARY ACCOUNT
 ENCLOSURES 437

VAN ZANDT COUNTY
 FINANCIAL CLEARING
 121 E DALLAS RM 101
 CANTON TX 75103

C H E C K I N G A C C O U N T

Beginning November 1, our TBTmyWay Customer Service Center hours are changing! Our new hours will be Monday through Friday from 8:15 am to 8:00 pm and Saturday from 8:15 am to 5:00 pm. Contact us at 1-800-263-7013 for your banking and digital needs.

PUBLIC FUNDS CHECKING		NUMBER OF ENCLOSURES	437
ACCOUNT NUMBER		Statement Dates	11/01/21 thru 11/30/21
PREVIOUS BALANCE	1,362,468.42	DAYS IN STATEMENT PERIOD	30
26 DEPOSITS	2,394,911.17	AVERAGE LEDGER	1,253,039.27
443 CHECKS/DEBITS	2,830,430.42	AVERAGE COLLECTED	1,247,624.82
SERVICE CHARGE	.00		
INTEREST PAID	.00		
CURRENT BALANCE	926,949.17		

D E P O S I T S A N D O T H E R C R E D I T S

DATE	DESCRIPTION	AMOUNT
11/01	DEPOSIT	4,914.20
11/03	PAY VZ CO APPRAISAL	127,796.84
	PPD	
11/03	PAY VZ CO APPRAISAL	624,154.95
	PPD	
11/03	DEPOSIT	28,636.70
11/04	DEPOSIT	91.78
11/05	DEPOSIT	33,586.11
11/08	INV-PAYMTS TX ATTORNEY GEN	4,642.78
	CTX	
11/09	DEPOSIT	116,461.45
11/12	LGIP Public Trust Adv	400,000.00
	PPD	
11/12	DEPOSIT	85,306.67
11/15	INV-PAYMTS JUVENILE JUSTICE	57,772.00
	CTX	
11/15	DEPOSIT	2,830.50
11/16	INV-PAYMTS TX AGRICULTURE	201.72
	CTX	
11/16	DEPOSIT	199,987.13
11/17	INV-PAYMTS TX AGRICULTURE	2,284.21
	CTX	



P.O. Box 3188 • Longview, Texas 75606 • 903-237-5500

MEMBER FDIC

EQUAL HOUSING LENDER

Date 11/30/21
 PRIMARY ACCOUNT
 ENCLOSURES

Page 2
 437

VAN ZANDT COUNTY
 FINANCIAL CLEARING
 121 E DALLAS RM 101
 CANTON TX 75103

PUBLIC FUNDS CHECKING

Continued)

DEPOSITS AND OTHER CREDITS		
DATE	DESCRIPTION	AMOUNT
11/17	DEPOSIT	22,393.89
11/18	INV-PAYMTS CPA STATE FISCAL CTX	6,642.77
11/18	DEPOSIT	12,798.85
11/19	INV-PAYMTS CPA STATE FISCAL CTX	62,203.13
11/19	DEPOSIT	80.00
11/22	DEPOSIT	68,414.91
11/23	WIRE TRANSFER CREDIT VAN ZANDT COUNTY FINANCIAL CLEARING FUND ATTN KENNY EDWARDS 121 E DALLAS ST STE 101 FEDERATED SERVICES COMPANY FEDERATED INVESTORS TOWER PITTSBURGH PA 152223 20211123A1Q002CC002154 20211123MMQFMPJR000036 11231145FT03	500,000.00
11/24	DEPOSIT	25,410.28
11/29	DEPOSIT	3,706.90
11/30	INV-PAYMTS COMP JUDICIARY CTX	1,530.00
11/30	INV-PAYMTS COMP JUDICIARY CTX	3,063.40

WITHDRAWALS AND OTHER DEBITS		
DATE	DESCRIPTION	AMOUNT
11/01	CHILDSUPP Texas SDU CCD 213020002285783	1,172.39-
11/04	Debt Services Transfer	21,428.89-
11/05	INSURANCE AFLAC CCD 0XH48702667	6,652.26-
11/10	Payroll Transfer 11122021	255,527.15-
11/12	Live PR CK 027139	89.28-
11/12	USATAXPYMT IRS CCD 220171690100528	16.02-



P.O. Box 3188 • Longview, Texas 75606 • 903-237-5500
 MEMBER FDIC EQUAL HOUSING LENDER

Date 11/30/21 Page 3
 PRIMARY ACCOUNT
 ENCLOSURES

VAN ZANDT COUNTY
 FINANCIAL CLEARING
 121 E DALLAS RM 101
 CANTON TX 75103

PUBLIC FUNDS CHECKING

(Continued)

WITHDRAWALS AND OTHER DEBITS		
DATE	DESCRIPTION	AMOUNT
11/12	PAYMENT BANKCARD \TEL	1,004.05-
11/12	USATAXPYMT IRS CCD 220171613563802	70,834.44-
11/15	Jury Checks	714.00-
11/15	CHILDSUPP Texas SDU CCD 213160002306327	1,172.39-
11/15	PAYMENTS NATIONWIDE PPD	3,075.00-
11/15	RECEIVABLE TEXAS COUNTY DRS CCD 0333	149,296.42-
11/22	Payroll 11242021	247,102.36-
11/23	REF: VAN ZANDT COUNTY CSCD 023 WIRE TRANSFER DEBIT TDCJ	4,909.16-
11/23	PAYMENTS NATIONWIDE PPD	3,075.00-
11/23	USATAXPYMT IRS CCD 220172750570481	71,426.76-
11/26	PAYMENT BANKCARD \TEL	5,796.24-
11/29	CHILDSUPP Texas SDU CCD 213300002321769	1,430.39-
11/29	FLEET DEBI WEX INC CCD 9100000739575	14,471.47-
11/30	CHARGEBACK	30.00-

CHECKS IN NUMERICAL ORDER					
DATE	CHECK NO	AMOUNT	DATE	CHECK NO	AMOUNT
11/26	17335	756.00	11/12	76637*	25.53
11/01	75297*	1,475.00	11/15	76859*	416.69
11/01	75460*	1,750.00	11/08	76865*	175.00
11/17	76006*	2,528.54	11/04	76872*	88.19
11/01	76166*	3,250.00	11/12	76889*	120.00
11/01	76360*	1,575.00	11/02	76933*	49.00
11/01	76562*	810.00	11/05	76937*	142.94
11/02	76625*	14.00	11/30	76945*	71.45

* Indicates break in check number sequence



P.O. Box 3188 • Longview, Texas 75606 • 903-237-5500
 MEMBER FDIC EQUAL HOUSING LENDER

Date 11/30/21 Page 4
 PRIMARY ACCOUNT
 ENCLOSURES 437

VAN ZANDT COUNTY
 FINANCIAL CLEARING
 121 E DALLAS RM 101
 CANTON TX 75103

PUBLIC FUNDS CHECKING (continued)

CHECKS IN NUMERICAL ORDER					
DATE	CHECK NO	AMOUNT	DATE	CHECK NO	AMOUNT
11/05	76962*	353.00	11/03	77075	647.05
11/16	77026*	50.00	11/08	77076	383.67
11/04	77032*	1,930.00	11/04	77077	323.94
11/08	77033	1,781.25	11/08	77078	94.56
11/09	77034	2,189.22	11/12	77079	24,828.51
11/05	77035	1,193.44	11/03	77080	354.34
11/12	77038*	3,903.89	11/09	77081	746.04
11/01	77039	169.90	11/26	77082	212.38
11/01	77040	352.08	11/09	77083	1,824.26
11/05	77041	162.20	11/01	77084	290.00
11/08	77042	119.90	11/02	77085	1,197.50
11/01	77043	1,561.52	11/02	77086	21.30
11/03	77045*	183.17	11/05	77087	111.46
11/05	77046	251.95	11/15	77088	314.24
11/01	77047	63.46	11/03	77089	3,273.30
11/05	77048	90.00	11/02	77090	766.63
11/01	77050*	360.00	11/01	77091	179,777.30
11/02	77051	17.50	11/02	77092	500.00
11/04	77052	50.99	11/03	77093	203.29
11/08	77054*	890.00	11/04	77094	651.48
11/02	77055	240.00	11/04	77095	1,212.00
11/02	77056	372.00	11/02	77096	73.00
11/16	77057	257.21	11/03	77097	9,497.50
11/02	77059*	1,020.45	11/02	77098	140.00
11/03	77060	90.00	11/03	77099	5,718.58
11/08	77061	18,423.92	11/10	77100	383.66
11/03	77062	700.00	11/05	77101	80.00
11/02	77063	4,161.00	11/04	77102	250.96
11/02	77064	3,680.00	11/05	77103	4.29
11/16	77065	5.00	11/02	77106*	900.00
11/03	77066	139,685.73	11/05	77107	8,400.00
11/05	77067	850.00	11/03	77108	90.00
11/05	77068	388.40	11/04	77109	578.83
11/17	77069	695.00	11/08	77110	600.53
11/02	77070	111,977.28	11/01	77112*	101.62
11/08	77071	600.53	11/04	77113	251.09
11/09	77072	50.00	11/03	77114	3,396.60
11/02	77073	549.00	11/03	77115	300.42
11/04	77074	340.96	11/02	77116	130.00

* Indicates break in check number sequence



P.O. Box 3188 • Longview, Texas 75606 • 903-237-5500
 MEMBER FDIC EQUAL HOUSING LENDER

Date 11/30/21 Page 5
 PRIMARY ACCOUNT
 ENCLOSURES 437

VAN ZANDT COUNTY
 FINANCIAL CLEARING
 121 E DALLAS RM 101
 CANTON TX 75103

PUBLIC FUNDS CHECKING

(Continued)

CHECKS IN NUMERICAL ORDER					
DATE	CHECK NO	AMOUNT	DATE	CHECK NO	AMOUNT
11/02	77117	1,472.50	11/16	77160	266.82
11/03	77118	17,375.61	11/02	77161	1,081.09
11/02	77119	542.71	11/09	77162	54.95
11/08	77120	950.00	11/02	77163	108.79
11/02	77121	230.77	11/03	77164	75.11
11/02	77122	2,661.22	11/15	77165	21,361.00
11/08	77123	500.00	11/02	77166	3,693.30
11/08	77124	650.00	11/02	77167	197.52
11/04	77125	328.38	11/30	77168	600.53
11/15	77126	341.04	11/01	77169	811.35
11/04	77127	159.95	11/04	77170	216.50
11/04	77128	1,045.00	11/03	77171	350.00
11/02	77129	23.80	11/04	77172	1,400.00
11/16	77130	7.00	11/02	77173	225.50
11/09	77131	75.00	11/08	77174	350.00
11/02	77132	63.75	11/01	77175	166.27
11/19	77133	1,900.00	11/30	77176	468.91
11/09	77134	59.94	11/02	77177	29,105.48
11/02	77135	1,250.00	11/02	77178	2,022.62
11/03	77137*	105.56	11/02	77179	32,738.99
11/03	77138	6,491.00	11/02	77180	1,500.00
11/08	77139	120.00	11/08	77182*	90.00
11/08	77140	67.00	11/04	77183	45.99
11/03	77142*	1,500.00	11/02	77185*	4,016.04
11/03	77143	606.00	11/09	77186	200.00
11/04	77144	104.06	11/02	77187	15,487.94
11/30	77145	63.26	11/08	77189*	25.00
11/02	77146	692.05	11/09	77190	4,760.00
11/04	77147	600.53	11/02	77191	875.00
11/26	77148	161.18	11/09	77192	441.33
11/02	77149	50.00	11/10	77193	85.74
11/02	77151*	1,414.33	11/03	77194	106.92
11/04	77152	666.00	11/04	77195	2,971.80
11/15	77153	1,500.00	11/04	77196	113.27
11/16	77154	104.24	11/03	77197	792.53
11/01	77155	16,335.27	11/01	77198	95.80
11/03	77156	589.88	11/12	77199	2,525.00
11/02	77158*	50.30	11/03	77200	50.00
11/08	77159	915.00	11/01	77201	56.69

* Indicates break in check number sequence

TEXAS BANK AND TRUST

P.O. Box 3188 • Longview, Texas 75606 • 903-237-5500
 MEMBER FDIC EQUAL HOUSING LENDER

Date 11/30/21
 PRIMARY ACCOUNT
 ENCLOSURES

Page

437

VAN ZANDT COUNTY
 FINANCIAL CLEARING
 121 E DALLAS RM 101
 CANTON TX 75103

PUBLIC FUNDS CHECKING

Continued)

CHECKS IN NUMERICAL ORDER					
DATE	CHECK NO	AMOUNT	DATE	CHECK NO	AMOUNT
11/03	77202	46.95	11/12	77244	66.70
11/05	77203	2,188.15	11/15	77245	63.20
11/01	77204	600.53	11/12	77246	44.93
11/02	77205	99.42	11/09	77247	488.00
11/03	77206	10.57	11/12	77248	719.48
11/04	77207	694.40	11/12	77249	162.20
11/03	77208	10,203.79	11/10	77250	1,069.20
11/05	77210*	486.98	11/10	77251	150.27
11/02	77213*	50.17	11/15	77252	403.41
11/10	77214	41.59	11/09	77253	1,199.95
11/03	77215	65.42	11/15	77255*	40.00
11/12	77216	925.00	11/09	77256	567.94
11/02	77217	873.39	11/10	77257	55.00
11/15	77218	364.75	11/10	77258	329.10
11/04	77219	707.24	11/17	77259	24.50
11/09	77220	900.00	11/16	77260	1,149.00
11/05	77221	86.74	11/15	77261	69.86
11/02	77222	359.00	11/12	77262	40.00
11/18	77223	1,481.28	11/09	77263	115.80
11/12	77224	36.94	11/09	77264	250.00
11/12	77225	4,543.58	11/22	77265	189.63
11/12	77226	40.22	11/12	77266	50.00
11/10	77227	6,758.88	11/17	77267	52.55
11/09	77228	59.80	11/16	77268	35.00
11/15	77229	457.24	11/12	77269	392.08
11/02	77230	368.00	11/19	77270	900.00
11/12	77231	400.00	11/17	77271	1,583.95
11/09	77232	314.90	11/23	77272	35.00
11/09	77233	6,808.89	11/16	77273	2,787.73
11/08	77234	131,661.72	11/16	77274	750.00
11/03	77235	2,169.89	11/22	77275	650.00
11/10	77236	29.40	11/10	77276	12.00
11/10	77237	397.87	11/17	77280*	5,406.00
11/10	77238	76.41	11/16	77282*	161.50
11/10	77239	29.40	11/19	77283	629.89
11/10	77240	397.04	11/16	77286*	456.96
11/10	77241	2,041.88	11/18	77287	121.03
11/15	77242	3,469.78	11/22	77288	25.00
11/15	77243	177.79	11/23	77289	139.99

* Indicates break in check number sequence



P.O. Box 3188 • Longview, Texas 75606 • 903-237-5500
 MEMBER FDIC EQUAL HOUSING LENDER

Date 11/30/21 Page 7
 PRIMARY ACCOUNT
 ENCLOSURES 437

VAN ZANDT COUNTY
 FINANCIAL CLEARING
 121 E DALLAS RM 101
 CANTON TX 75103

PUBLIC FUNDS CHECKING

ntinued)

CHECKS IN NUMERICAL ORDER					
DATE	CHECK NO	AMOUNT	DATE	CHECK NO	AMOUNT
					5,956.00
11/22	77290	4,331.49	11/17	77339	67.00
11/22	77291	25.00	11/17	77340	424.53
11/18	77292	228.40	11/16	77341	93.00
11/24	77293	615.00	11/18	77342	1,475.00
11/16	77294	430.00	11/17	77343	25.00
11/16	77295	64,570.94	11/12	77344	360.00
11/19	77298*	285.39	11/23	77346*	600.53
11/16	77299	67.20	11/19	77347	25.00
11/24	77301*	255.00	11/26	77348	5,250.00
11/17	77302	3,137.25	11/17	77349	54.34
11/23	77303	894.00	11/26	77350	4,746.59
11/23	77304	25.00	11/15	77352*	2,400.59
11/17	77305	7,956.35	11/23	77353	162.50
11/19	77306	777.89	11/12	77354	50.21
11/16	77309*	1,000.00	11/16	77355	612.00
11/19	77310	4,000.00	11/17	77358*	4,636.54
11/19	77312*	3,350.19	11/19	77360*	25.00
11/17	77314*	3,477.48	11/12	77361	600.53
11/17	77315	325.00	11/30	77362	994.80
11/15	77316	10,307.65	11/15	77363	350.00
11/16	77317	15.00	11/17	77364	350.00
11/18	77318	268.07	11/18	77366*	520.60
11/17	77319	600.20	11/17	77367	2,314.19
11/17	77320	1,516.66	11/30	77368	19,904.43
11/23	77321	1,210.32	11/17	77370*	1,076.43
11/17	77322	1,185.99	11/24	77371	85.50
11/16	77323	399.92	11/18	77372	13,750.00
11/17	77325*	120.14	11/17	77373	800.00
11/16	77326	1,045.00	11/17	77374	56,027.84
11/16	77327	655.79	11/19	77375	140.00
11/22	77328	1,992.97	11/22	77376	44,531.30
11/16	77329	60,705.00	11/16	77377	25.00
11/19	77331*	820.00	11/22	77378	825.00
11/19	77332	8,722.00	11/18	77379	179.97
11/18	77333	19,605.00	11/18	77381*	487.97
11/17	77334	5,830.64	11/18	77382	357.05
11/19	77336*	520.00	11/26	77383	37.72
11/12	77337	2,394.00	11/16	77384	792.53
11/16	77338	25.00	11/16	77385	

* Indicates break in check number sequence

TEXAS BANK AND TRUST

P.O. Box 3188 • Longview, Texas 75606 • 903-237-5500
 MEMBER FDIC EQUAL HOUSING LENDER

Date 11/30/21 Page 8
 PRIMARY ACCOUNT
 ENCLOSURES 437

VAN ZANDT COUNTY
 FINANCIAL CLEARING
 121 E DALLAS RM 101
 CANTON TX 75103

PUBLIC FUNDS CHECKING

(Continued)

CHECKS IN NUMERICAL ORDER						
DATE	CHECK NO	AMOUNT	DATE	CHECK NO	AMOUNT	
11/22	77387*	25.00	11/30	77445	80.75	
11/16	77388	711.24	11/30	77446	4,800.00	
11/18	77389	71.94	11/29	77448*	1,260.00	
11/16	77390	25.00	11/29	77457*	90.00	
11/30	77391	25.00	11/30	77459*	577.50	
11/16	77392	700.00	11/30	77460	730.00	
11/18	77393	600.53	11/29	77461	1,790.37	
11/22	77394	25.00	11/30	77467*	303.50	
11/22	77395	25.00	11/29	77470*	324.00	
11/16	77396	9.96	11/30	77474*	2,275.00	
11/19	77397	30.98	11/30	77478*	4,200.00	
11/17	77398	567.89	11/29	77481*	420.00	
11/16	77399	138,605.88	11/29	77482	1,002.00	
11/18	77400	21,542.04	11/29	77483	49.48	
11/12	77401	66,459.15	11/30	77484	491.08	
11/29	77404*	700.00	11/30	77485	3,196.74	
11/29	77405	58.84	11/29	77490*	284.71	
11/26	77406	1,100.00	11/29	77492*	395.64	
11/19	77408*	440.00	11/30	77493	157.00	
11/29	77410*	931.42	11/29	77494	278.28	
11/29	77411	50.00	11/30	77496*	825.00	
11/22	77412	101.00	11/30	77497	1,400.00	
11/30	77413	1,677.00	11/26	77500*	2,244.00	
11/30	77415*	490.00	11/29	77501	210.92	
11/29	77419*	316.67	11/30	77507*	875.00	
11/30	77420	751.80	11/30	77510*	500.00	
11/30	77422*	25.98	11/30	77512*	200.48	
11/23	77424*	6,284.36	11/29	77513	6,894.37	
11/26	77426*	6,000.00	11/30	77517*	784.61	
11/22	77427	66,097.80	11/30	77524*	3,969.72	
11/30	77428	71.16	11/29	77526*	301.80	
11/30	77432*	20.00	11/30	77527	3,823.50	
11/30	77434*	2,042.34	11/30	77528	1,225.00	
11/29	77435	6,666.14	11/24	77529	89.00	
11/30	77436	422.13	11/30	77533*	265.00	
11/30	77440*	62,283.26	11/30	77534	481.14	
11/30	77442*	60.00	11/30	77535	1,862.23	
11/30	77443	50.00	11/30	77537*	18,390.70	
11/29	77444	530.18	11/30	77538	144,680.90	

* Indicates break in check number sequence



P.O. Box 3188 • Longview, Texas 75606 • 903-237-5500

MEMBER FDIC

EQUAL HOUSING LENDER

Date 11/30/21
 PRIMARY ACCOUNT
 ENCLOSURES

Page 9

431

VAN ZANDT COUNTY
 FINANCIAL CLEARING
 121 E DALLAS RM 101
 CANTON TX 75103

PUBLIC FUNDS CHECKING

(Continued)

CHECKS IN NUMERICAL ORDER					
DATE	CHECK NO	AMOUNT	DATE	CHECK NO	AMOUNT
11/30	77540*	297.73	11/30	77561*	435.65
11/30	77541	150.00	11/26	77562	192.40
11/30	77544*	7,336.34	11/30	77563	842.50
11/30	77546*	17,260.43	11/30	77564	151.96
11/30	77551*	799.57	11/30	77567*	68.94
11/29	77553*	200.00	11/30	77568	2,188.15
11/30	77554	189.28	11/30	77570*	120.70
11/30	77555	109.79	11/30	77575*	2,900.00
11/30	77559*	78.00			

* Indicates break in check number sequence

DAILY BALANCE INFORMATION					
DATE	BALANCE	DATE	BALANCE	DATE	BALANCE
11/01	1,156,608.44	11/10	1,155,746.55	11/22	842,680.90
11/02	929,546.10	11/12	1,461,219.72	11/23	1,251,920.72
11/03	1,505,455.38	11/15	1,322,536.37	11/24	1,275,295.57
11/04	1,469,386.71	11/16	1,201,892.54	11/26	1,258,396.98
11/05	1,481,531.01	11/17	1,142,877.47	11/29	1,223,447.20
11/08	1,327,775.71	11/18	1,116,379.36	11/30	926,949.17
11/09	1,423,131.14	11/19	1,095,021.24		

END OF STATEMENT

TexPool Participant Services
 1001 Texas Avenue, Suite 1150
 Houston, TX 77002



RECEIVED
 April Tawater

DEC 13 2021

Deputy Treasurer
 Van Zandt County

VAN ZANDT COUNTY
 FINANCIAL CLEARING FUND
 ATTN KENNY EDWARDS
 121 E DALLAS ST STE 101
 CANTON TX 75103-1496

Participant Statement

Statement Period **11/01/2021 - 11/30/2021**

Page 1 of 2

Customer Service **1-866-TEX-POOL**

Location ID

Investor ID

TexPool Update

Happy Holidays from TexPool Participant Services!

TexPool Summary

Pool Name	Beginning Balance	Total Deposits	Total Withdrawals	Total Interest	Current Balance	Average Balance
Texas Local Government Investment Pool	\$5,893,924.41	\$0.00	\$500,000.00	\$179.90	\$5,394,104.31	\$5,760,597.07
Total Dollar Value	\$5,893,924.41	\$0.00	\$500,000.00	\$179.90	\$5,394,104.31	

Portfolio Value

Pool Name	Pool/Account	Market Value (11/01/2021)	Share Price (11/30/2021)	Shares Owned (11/30/2021)	Market Value (11/30/2021)
Texas Local Government Investment Pool		\$5,893,924.41	\$1.00	5,394,104.310	\$5,394,104.31
Total Dollar Value		\$5,893,924.41			\$5,394,104.31

Interest Summary

Pool Name	Pool/Account	Month-to-Date Interest	Year-to-Date Interest
Texas Local Government Investment Pool		\$179.90	\$2,430.61
Total		\$179.90	\$2,430.61

Transaction Detail

Texas Local Government Investment Pool

Participant: VAN ZANDT COUNTY

Pool/Account:

Transaction Date	Settlement Date	Transaction Description	Transaction Dollar Amount	Share Price	Shares This Transaction	Shares Owned
11/01/2021	11/01/2021	BEGINNING BALANCE	\$5,893,924.41	\$1.00		5,893,924.410
11/23/2021	11/23/2021	WITHDRAWAL	\$500,000.00-	\$1.00	500,000.000-	5,393,924.410
11/30/2021	11/30/2021	MONTHLY POSTING	\$179.90	\$1.00	179.900	5,394,104.310



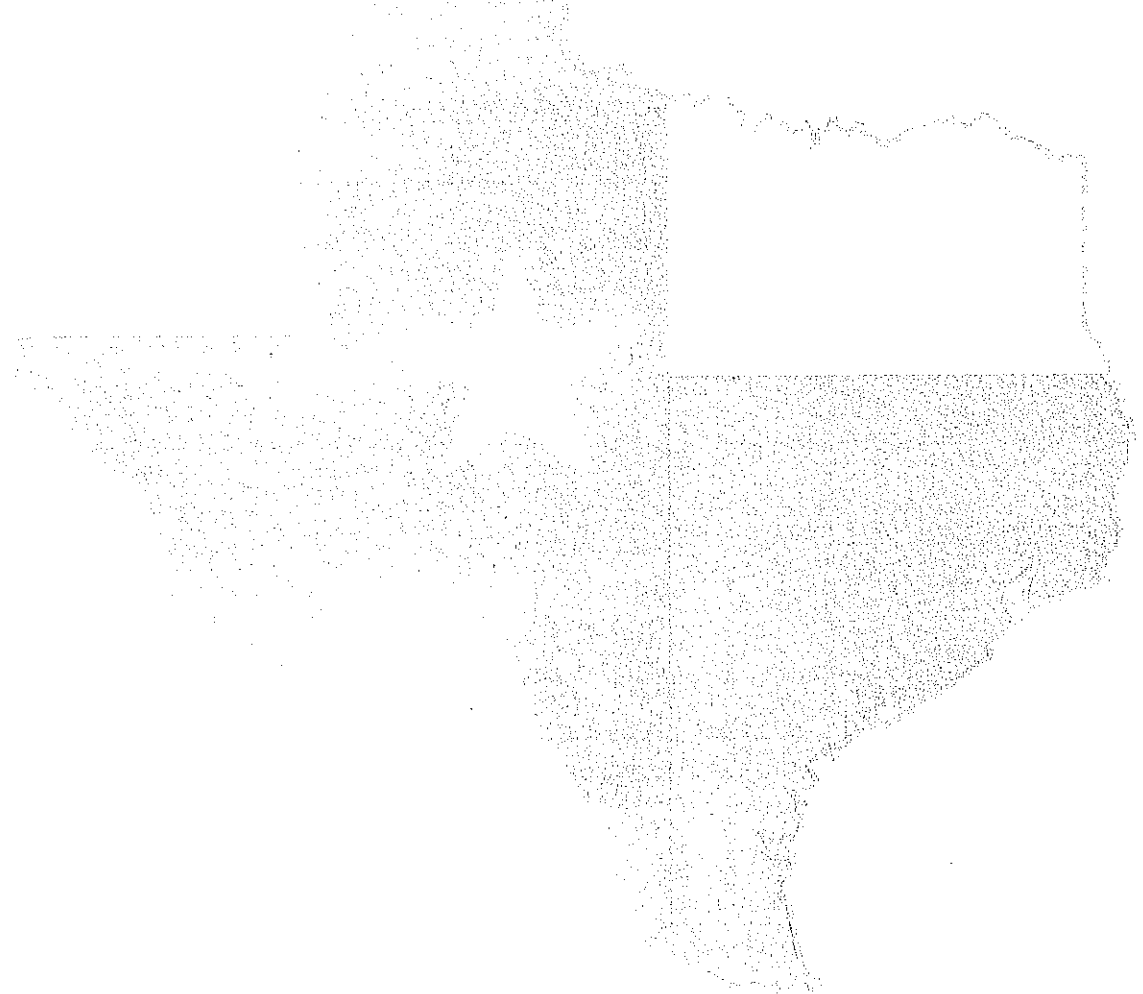
Transaction Detail (continued)

Texas Local Government Investment Pool

Participant: VAN ZANDT COUNTY

Pool/Account:

Transaction Date	Settlement Date	Transaction Description	Transaction Dollar Amount	Share Price	Shares This Transaction	Shares Owned
Account Value as of 11/30/2021			\$5,394,104.31	\$1.00		5,394,104.310





0000178-0001073 PDF 362343
 Van Zandt County
 121 East Dallas Street Room 101
 Canton, TX 75103

Summary Statement

November 30, 2021
 Page 1 of 4
 Investor I/L

Texas CLASS

Texas CLASS

Average Monthly Yield: 0.0539%

	Beginning Balance	Contributions	Withdrawals	Income Earned	Income Earned YTD	Average Daily Balance	Month End Balance
FINANCIAL CLEARING	10,241,265.86	0.00	400,000.00	441.93	6,758.77	9,961,493.32	9,841,707.79
American Rescue Plan	5,497,096.45	0.00	0.00	243.52	1,367.97	5,497,220.70	5,497,339.97
TOTAL	15,738,362.31	0.00	400,000.00	685.45	8,126.74	15,458,714.02	15,339,047.76

Tel: (800) 707-6242

<https://www.texasclass.com/>



Account Statement

November 30, 2021

Page 2 of 4

Account Number

FINANCIAL CLEARING

Account Summary

Average Monthly Yield: 0.0539%

Transaction Date	Transaction Description	Contributions & Income Earned	Withdrawals	Balance	Transaction Number
11/01/2021	Beginning Balance			10,241,265.86	
11/10/2021	Withdrawal		400,000.00		5340314
11/30/2021	Income Dividend Reinvestment	441.93			
11/30/2021	Ending Balance			9,841,707.79	

Transaction Activity

Transaction Date	Transaction Description	Contributions & Income Earned	Withdrawals	Balance	Transaction Number
11/01/2021	Beginning Balance			10,241,265.86	
11/10/2021	Withdrawal		400,000.00		5340314
11/30/2021	Income Dividend Reinvestment	441.93			
11/30/2021	Ending Balance			9,841,707.79	

Tel: (800) 707-6242

<https://www.texasclass.com/>



American Rescue Plan

Account Number:

Account Summary

Average Monthly Yield: 0.0539%

Transaction Date	Transaction Description	Contributions & Income Earned	Withdrawals	Income Earned YTD	Average Daily Balance	Month End Balance
11/01/2021	Beginning Balance					5,497,096.45
11/30/2021	Income Dividend Reinvestment	243.52				
11/30/2021	Ending Balance			1,367.97	5,497,220.70	5,497,339.97

Transaction Activity

Transaction Date	Transaction Description	Contributions & Income Earned	Withdrawals	Balance	Transaction Number
11/01/2021	Beginning Balance			5,497,096.45	
11/30/2021	Income Dividend Reinvestment	243.52			
11/30/2021	Ending Balance			5,497,339.97	



Texas CLASS

Texas CLASS

Date	Dividend Rate	Daily Yield
11/01/2021	0.000001280	0.0467%
11/02/2021	0.000001291	0.0471%
11/03/2021	0.000001270	0.0464%
11/04/2021	0.000001411	0.0515%
11/05/2021	0.000004035	0.0491%
11/06/2021	0.000000000	0.0491%
11/07/2021	0.000000000	0.0491%
11/08/2021	0.000001409	0.0514%
11/09/2021	0.000004109	0.0514%
11/10/2021	0.000002868	0.0523%
11/11/2021	0.000000000	0.0523%
11/12/2021	0.000004341	0.0528%
11/13/2021	0.000000000	0.0528%
11/14/2021	0.000000000	0.0528%
11/15/2021	0.000001448	0.0529%
11/16/2021	0.000001454	0.0531%
11/17/2021	0.000001470	0.0536%
11/18/2021	0.000001513	0.0552%
11/19/2021	0.000004521	0.0550%
11/20/2021	0.000000000	0.0550%
11/21/2021	0.000000000	0.0550%
11/22/2021	0.000001532	0.0559%
11/23/2021	0.000001513	0.0552%
11/24/2021	0.000003156	0.0576%
11/25/2021	0.000000000	0.0576%
11/26/2021	0.000005001	0.0608%
11/27/2021	0.000000000	0.0608%
11/28/2021	0.000000000	0.0608%
11/29/2021	0.000001664	0.0608%
11/30/2021	0.000001710	0.0624%

Performance results are shown net of all fees and expenses and reflect the reinvestment of dividends and other earnings. Many factors affect performance including changes in market conditions and interest rates and in response to other economic, political, or financial developments. Investment involves risk including the possible loss of principal. No assurance can be given that the performance objectives of a given strategy will be achieved. Past performance is no guarantee of future results. Any financial and/or investment decision may incur losses.

Tel: (800) 707-6242

<https://www.texasclass.com/>